



KONICA MINOLTA

Spectrophotometer CM-5

14


An advanced all-in-one spectrophotometer with innovative operation to let anyone take measurements easily anytime



The CM-5 makes color measurements simple. Just switch it on and start taking measurements. No need to bother with a computer; the CM-5 has a full range of advanced functions including specialized indices for a variety of applications and a large color display that makes results easy to read.

Finally, high accuracy and ease of use in a compact top-port spectrophotometer!

Measurements as simple as 1-2-3!



Switch on power.

The CM-5 starts up and **automatically performs white/100% calibration*** using an internal white calibration plate behind the shutter.

* Not applicable to liquid transmittance measurements using cells.



Position sample.

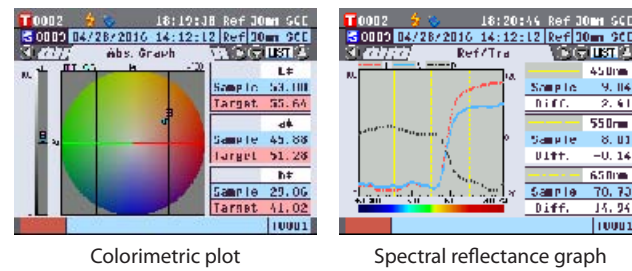
For reflectance, the **top port** makes measuring samples of various shapes and sizes easy. For transmittance, sliding open the CM-5 reveals a **large transmittance chamber**. Liquids can be measured using optional cells.



Press MEAS.

The measurement is taken and the results appear in the display. The **large color LCD** enables data to be shown not only numerically, but also on the colorimetric plots and spectral graphs that normally require a computer to display.

Actual CM-5 screens!

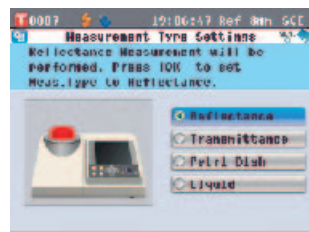


Colorimetric plot

Spectral reflectance graph

Screens can be shown in any of **8 languages**: English, Japanese, German, French, Italian, Spanish, Simplified Chinese, and Portuguese.

Just follow the wizard!



Even beginners can take measurements easily without mistakes.

The CM-5's **wizard mode** guides users through each step, helping users to make settings and take measurements without having to get out the instruction manual each time.

Avoid multi-user confusion with USB!

The CM-5 lets users store their own settings on their own USB memory stick, so they can restore the settings they need by simply reading them from the memory stick instead of redoing settings individually.



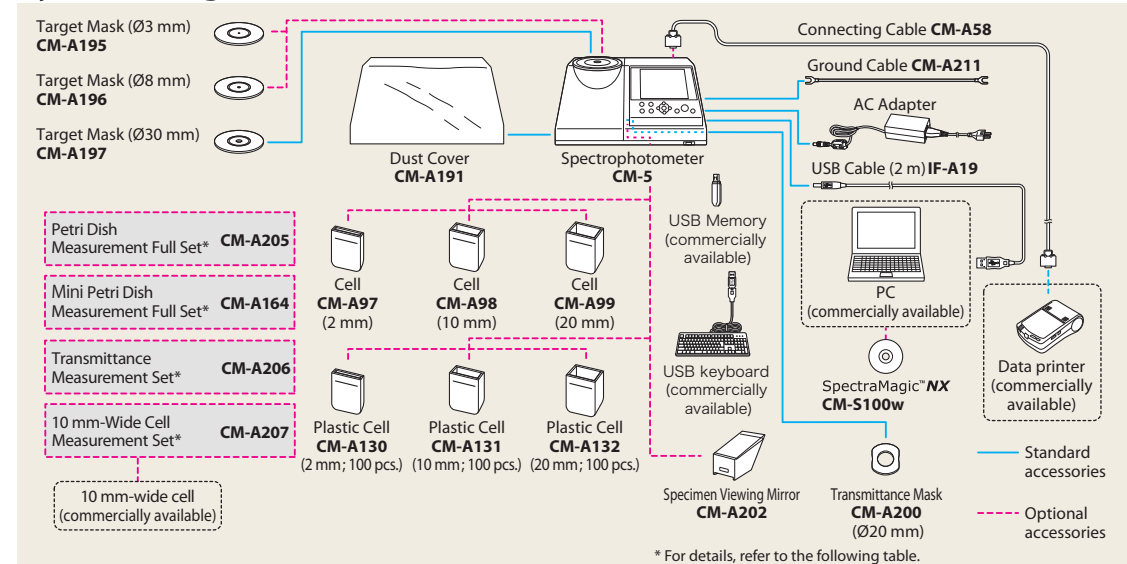
Enter text directly with a USB keyboard*

You can connect a USB keyboard* to the CM-5 to enter text directly when editing data names and comments.

*Keyboard layout: US keyboard layout




System Diagram



* For details, refer to the following table.

	Petri Dish Measurement Full Set CM-A205	Mini Petri Dish Measurement Full Set CM-A164	Transmittance Measurement Set CM-A206	10 mm-Wide Cell Measurement Set CM-A207
White Calibration Plate (with CD-ROM containing calibration data and data-setting software)	○	○		
Zero Calibration Box	○	○		
Target Mask (for Petri Dish)	○			
Petri Dish	○			
Calibration Glass (for Petri Dish)	○			
Target Mask (for Mini Petri Dish)		○		
Mini Petri Dish		○		
Calibration Glass (for Mini Petri Dish)		○		
Transmittance Zero Calibration Plate			○	
Transmittance Specimen Holder			○	
Transmittance Specimen Holder Attachment			○	
Transmittance Specimen Holder (10 mm-wide cells)				○
Transmittance Zero Calibration Plate (10 mm-wide cells)				○
Accessory Case	○	○	○	



Compact, versatile color instrument


Reflectance measurements

The measuring port of the CM-5 is on top, so users can just place a solid object on the port and press the MEAS. button. There's no need to clamp the sample in a sample holder, and there's no worry about the sample shifting position. And, by using a Petri dish (optional accessory), liquids, pastes, and powders can also be measured easily.


Samples are just placed on top, so even large samples can be measured.




By using the Ø3 mm target mask (optional accessory), even small samples can be measured.



Pastes can also be measured using a Petri dish (optional accessory).




Colorant pellets can be measured in raw form using a Petri dish (optional accessory).



Ø16 mm Mini Petri Dish for small sample amounts (Optional accessory)

The optional Mini Petri Dish enables measurements of costly powder samples such as rare-earth metals, organic EL materials, pharmaceuticals, etc. to be taken using much less sample material (approximately 1/20 of amounts required using our conventional Petri Dish CM-A128). In addition, the automatic white calibration function also works with the Mini Petri Dish, so measurements can be taken shortly after switching the instrument on without performing calibration manually.



Transmittance measurements


The CM-5's transmittance chamber is large and sideless, enabling measurements of even large sample sheets with thicknesses up to 60 mm.

For liquids, optional cells with 3 optical path lengths for different sample densities are available, and commercial 10 mm-wide cells can also be used.



Internal calibration curves for measuring standard chemical/pharmaceutical indices

The CM-5 can measure several of the standard color indices commonly used in the chemical and pharmaceutical field: Gardner, Platinum-Cobalt Color Scale (Hazen/ APHA), Iodine Color Number, European Pharmacopoeia and US Pharmacopoeia (equivalent to Japanese Pharmacopoeia color indices). Calibration curves for these indices are stored in the CM-5, so measurements of samples based on these indices can be performed quickly and easily by anyone.



* Index calibration curves were measured using 10 mm-Wide Cell Measurement Set CM-A207 and commercially available 10 mm-wide cells with 10 mm optional path length.

* APHA display range: 0 to 1000; Gardner display range: 0 to 18

Spectral absorbance measurements

Spectral absorbance can now be measured and displayed numerically or graphically, enabling evaluation of spectral absorbance for checking absorbance wavelengths, evaluating colorants, calculating K/S, determining components, etc.


Main Specifications

Model	Spectrophotometer CM-5	
Illumination/viewing system	Reflectance:	di:8°, de:8° (diffuse illumination: 8° viewing) SCI (specular component included)/SCE (specular component excluded) switchable Conforms to CIE No. 15, ISO 7724/1, ASTM E 1164, DIN 5033 Teil 7, and JIS Z 8722 condition c standard.
	Transmittance:	di:0°, de:0° (diffuse illumination: 0° viewing) Conforms to CIE No. 15, ASTM E 1164, DIN 5033 Teil 7, and JIS Z 8722 condition g standard.
Integrating sphere size	Ø152 mm	
Detector	Dual 40-element silicon photodiode arrays	
Spectral separation device	Planar diffraction grating	
Wavelength range	360 nm to 740 nm	
Wavelength pitch	10 nm	
Half bandwidth	Approx. 10 nm	
Measurement range	0 to 175 % (Reflectance or transmittance); Output/display resolution: 0.01%	
Light source	Pulsed xenon lamp	
Measurement time	Approx. 1 s (to data display/output); Minimum measurement interval: Approx. 3 s	
Measurement/Illumination area	Reflectance:	Changeable by changing mask and settings. LAV: Ø30 mm/Ø36 mm; MAV (optional): Ø8 mm/Ø11 mm; SAV (optional): Ø3 mm/Ø6 mm
	Transmittance:	Approx. Ø20 mm/ Ø26 mm
Repeatability	Spectral reflectance: Standard deviation within 0.1% (400 nm to 740 nm) Chromaticity value: Standard deviation within ΔE^*ab 0.04 (When a white calibration plate is measured 30 times at 10-second intervals after white calibration)	
Inter-instrument agreement	Within ΔE^*ab 0.15 (Typical) (LAV/SCI) (Based on 12 BCRA Series II color tiles compared to values measured with a master body under Konica Minolta standard conditions)	
Transmittance chamber	No sides (unlimited sample length); Depth (maximum sample thickness): 60 mm Sample holders (optional) for holding sheet samples or containers of liquid samples can be installed/removed	
Display	5.7-inch TFT color LCD	
Display languages	English, Japanese, German, French, Italian, Spanish, Simplified Chinese, Portuguese	
White/100% calibration	Automatic white (reflectance)/100% (transmittance) calibration using internal white calibration plate (Not applicable to 100% calibration when using cells for transmittance measurements of liquids.)	
Interfaces	USB 1.1(Connection to PC, USB memory *1, USB keyboard *2); RS-232C standard (Connection to serial printer)	
Observer	2° or 10° Standard Observer	
Illuminant	A, C, D50, D65, F2, F6, F7, F8, F10, F11, F12, ID50, ID65 (simultaneous evaluation with two light sources possible)	
Displayed data	Spectral values/graph (reflectance, transmittance, absorbance), colorimetric values/graph, color-difference values/graph, pass/fail judgment, pseudocolor, color assessment	
Colorimetric data	L*a*b*, L*C*h, Hunter Lab, Yxy, XYZ, and color differences in these spaces; Munsell	
Indexes	Reflectance:	MI; WI (ASTM E 313-73, ASTM E 313-96, Hunter); YI (ASTM E 313-73, ASTM E 313-96, ASTM D 1925); WB (ASTM E 313-73); ISO Brightness
	Transmittance:	Gardner; Iodine Color Number; Platinum-Cobalt Color Scale (Hazen/ APHA); European Pharmacopoeia; US Pharmacopoeia
User index	User-defined index (Optional Data Management Software SpectraMagic™ NX required for setting user index.)	
Color-difference equation	ΔE^*ab (CIE 1976), ΔE^*94 (CIE 1994), ΔE_{00} (CIE DE2000), ΔE (Hunter), CMC (l: c)	
Pass/Fail judgment	Tolerances can be set to colorimetric values (except Munsell), color-difference values, or reflectance index values	
Data memory	Measurement data: 4,000 measurements; Target color data: 1,000 measurements	
USB memory*1 storage	Storage of measurement data and target color data. Storage/reading of measurement condition settings	
Power	AC 100 to 240 V, 50/60 Hz (using exclusive AC Adapter)	
Size (W x H x D)	Slide cover closed: 385 x 192 x 261 mm	
	Slide cover open: 475 x 192 x 261 mm	
Weight	Approx. 5.8 kg	
Operation temperature/humidity range	13 to 33°C, relative humidity 80 % or less (at 33°C) with no condensation	
Storage temperature/humidity range	0 to 40°C, relative humidity 80 % or less (at 35°C) with no condensation	

*1 USB memory devices with no security features are supported.

*2 USB human interface device class US layout keyboards are supported.

(Operation is not guaranteed for all of the above supported USB memories and keyboards.)



SAFETY PRECAUTIONS

For correct use and for your safety, be sure to read the instruction manual before using the instrument.

- Always connect the instrument to the specified power supply voltage. Improper connection may cause a fire or electric shock.

- The specifications and appearance shown herein are subject to change without notice.
- If you have any questions about specifications, please contact your Konica Minolta representative.
- Konica Minolta, the Konica Minolta logo and symbol mark, and "Giving Shapes to Ideas" are registered trademarks or trademarks of KONICA MINOLTA, INC.



Certificate No : LRQ 0960094/A
Registration Date : March 3, 1995



Certificate No : JOA-E-80027
Registration Date : March 12, 1997

Konica Minolta Sensing Americas, Inc.
Konica Minolta Sensing Europe B.V.

New Jersey, U.S.A.
European Headquarter /BENELUX
German Office
French Office
UK Office
Italian Office
Swiss Office
Nordic Office
Polish Office
SE Sales Division
Beijing Office
Guangzhou Office
Chongqing Office
Qingdao Office
Wuhan Office

Konica Minolta (CHINA) Investment Ltd.

Konica Minolta Sensing Singapore Pte Ltd.
Konica Minolta Sensing Korea Co., Ltd.

Addresses and telephone/fax numbers are subject to change without notice. For the latest contact information, please refer to the KONICA MINOLTA Worldwide Offices web page :

Phone : 888-473-2656 (in USA), 201-236-4300 (outside USA)
Nieuwegein, Netherlands
München, Germany
Roissy CDG, France
Warrington, United Kingdom
Cinisello Balsamo, Italy
Dietikon, Switzerland
Västra Frölunda, Sweden
Wrocław, Poland
Shanghai, China
Beijing, China
Guangdong, China
Chongqing, China
Shandong, China
Hubei, China
Singapore
Goyang-si, Korea

Phone : +31 (0) 30 248-1193
Phone : +49 (0) 89 4357 156 0
Phone : +33 (0) 1 80 11 10 70
Phone : +44 (0) 1925 467300
Phone : +39 02849488.00
Phone : +41 (0) 43 322-9800
Phone : +46 (0) 31 7099464
Phone : +48 (0) 71 73452-11
Phone : +86- (0)21-5489 0202
Phone : +86- (0)10-8522 1551
Phone : +86- (0)20-3826 4220
Phone : +86- (0)23-6773 4988
Phone : +86- (0)532-8079 1871
Phone : +86- (0)27-8544 9942
Phone : +65 6563-5533
Phone : +82 (0) 2-523-9726

Fax : 201-785-2482
Fax : +31 (0) 30 248-1280
Fax : +49 (0) 89 4357 156 99
Fax : +33 (0) 1 80 11 10 82
Fax : +44 (0) 1925 711143
Fax : +39 02849488.30
Fax : +41 (0) 43 322-9809

Fax : +48 (0) 71 734 52 10
Fax : +86- (0)21-5489 0005
Fax : +86- (0)10-8522 1241
Fax : +86- (0)20-3826 4223
Fax : +86- (0)23-6773 4799
Fax : +86- (0)532-8079 1873
Fax : +86- (0)27-8544 9991
Fax : +65 6560-9721
Fax : +82 (0) 31-995-6511

<http://konicaminolta.com/instruments/network>